

SOUVENIR PROGRAMME

Jointly Organised by:



20
CPD
POINTS

Date

21st - 23rd July

2023

M C O R

Theme

Intertwining Foundation With Innovation

Venue

Connexion Conference & Event Centre Kuala Lumpur

malaysiancongressofradiology.com



Congress Information



OFFICIAL CONGRESS VENUE

Connexion Conference & Event Centre
Level 3A, Nexus, 7, Jalan Kerinchi,
Bangsar South, 59200 Kuala Lumpur, Malaysia
Waze: <https://waze.com/ul/hw2839qner>

DELEGATE AND SPEAKER REGISTRATION COUNTER

- Thursday | 20th July 2023 | 2.00PM - 5.00PM
- Friday | 21st July 2023 | 7.30AM - 5.00PM
- Saturday | 22nd July 2023 | 7.30AM - 5.00PM
- Sunday | 23rd July 2023 | 8.00AM - 3.00PM

LANYARD

Only those with lanyards and name tags will be allowed into the congress area.

CPD POINTS

Main Congress : 20 points
Day 2 MCOR + RadExam Prep Part 1 : 8 points
Day 3 MCOR + RadExam Prep Part 2 : 4 points

CPD points will be awarded to all delegates who attend the congress.

The organiser will submit the attendance list to the respective bodies for CPD accreditation 1 week past congress.

CERTIFICATE OF ATTENDANCE, INVOICE AND RECEIPT

Certificate of Attendance, Invoice and Receipt will be available on your delegate dashboard after the congress ends for 1 month

PRAYER ROOM/SURAU

Level 1:

Take the lift near the Reflexion meeting room to Level 1. After exiting the lift, the prayer room is located on your right, next to the gym.

Level 2:

Take the escalator by Nexus Hall 1 to Level 2. The prayer room is located near the escalator.

PARKING

Nexus parking is a **cashless parking**. Validation at Concierge, Level 3A.

Weekdays:

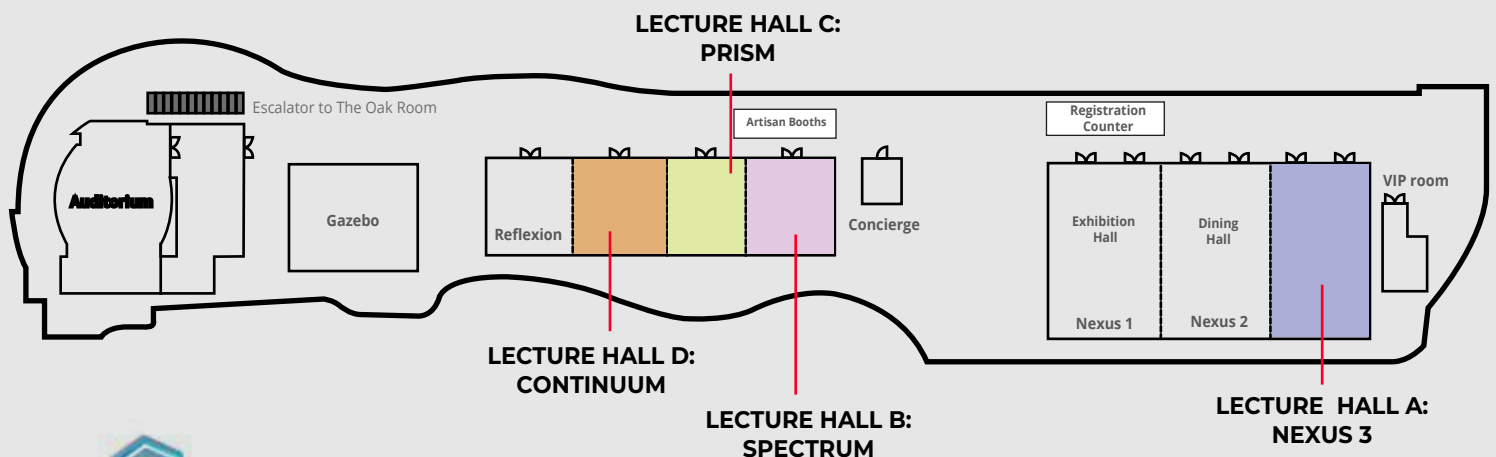
- RM5 flat rate before 5pm (Upon validation)
 - RM4 flat rate after 5pm (No validation required)
- For validation, please ensure you bring along your Touch 'n Go Card/IC/Debit Card/Credit Card (the card you used to enter the parking).

Weekends:

- RM2 per entry (No validation required)

CONGRESS SECRETARIAT

Email: secretariat@malaysiancongressofradiology.com
C/o Medical Conference Partners
9, Jalan 9/3, 46000 Petaling Jaya, Selangor
Email: connect@medicalconferencepartners.com
Tel: +6014 923 6018
Website: www.malaysiancongressofradiology.com



WELCOME MESSAGE FROM PRESIDENT OF CoR AND MyRAD



Prof Dr Norlisah Mohd Ramli

President
College of Radiology,
Academy of Medicine of Malaysia
2022-2025
&
President
Malaysian Society of Radiologists
2023-2025

Assalamualaikum,
Dear colleagues and friends,

I'd like to extend a warm welcome to you at this inspiring congress, which will take place from July 21–23, 2023, at the Connexion Conference & Event Centre (CCEC) in Kuala Lumpur with the theme “Intertwining Foundation with Innovation” which emphasises the intertwined relationship between foundation and innovation in medical imaging.

Advancements in technology have allowed us to go beyond anatomical visualisation towards innovative approaches to functional medical imaging that can identify and diagnose diseases earlier and with greater accuracy than ever before. The combination of foundation and innovation has led to incredible healthcare breakthroughs, improving outcomes, and decreasing mortality. It has enabled doctors to identify previously difficult or impossible conditions and has given patients and their families new hope for better health.

We have the potential to revolutionise the way we approach healthcare.

I'd also like to take this opportunity to thank the Organising Chair, Dr Farhana Fadzli, and the Scientific Chair, Dr Anuradha P.S. Janardhanan, along with their committee, for all their hard work over the past few months to develop an intriguing scientific programme for this year's Malaysian Congress of Radiology.

Once again, welcome to MCOR 2023 and MyRad2 for exciting discussions and discoveries. I hope everyone has a wonderful time re-connecting with each other and the industry who is here to support us. Do take some time too to explore the city of Kuala Lumpur.

I look forward to meeting each of you in person.



College of Radiology, Academy of Medicine of Malaysia Council 2022 – 2024

President	Prof Dr Norlisah Mohd Ramli
Immediate Past President	Dr Amir Fuad Hussain
Vice President Radiodiagnosis	Dr Naveen Rajadurai
Vice President Nuclear Medicine	Prof Dr Subapriya Suppiah
Vice President Oncology	Dr Mastura Md Yusof
Honorary Secretary	Dr Shantini A Arasaratnam
Honorary Treasurer	Dr Sivakumaran Karupayah
Elected Council Member	Dr Umarani Ranjini Sivarajan Dr Thajunnisa Hassan Mohd Prof Dr Kartini Rahmat Dr Eric Chung



Malaysian Society of Radiologists (MyRAD) Council Members 2022 – 2023

President	Prof Dr Norlisah Mohd Ramli
Vice-President	Dr Naveen Rajadurai
Honorary Secretary	Dr Shantini A. Arasaratnam
Honorary Treasurer	Dr Sivakumaran Karupayah
Council Member (Selangor)	Assoc Prof Dr Thajunnisa Hassan Mohd
Council Member (Selangor)	Dr Jeyaledchumy Mahadevan
Council Member (Selangor)	Prof Dr Kartini Rahmat
Council Member (Kuala Lumpur)	Dr Amir Fuad Hussain
Council Member (Penang)	Dr Zainariah Mohd Zain
Council Member (Penang)	Dato' Dr Humairah Abdul Samad
Council Member (Melaka)	Dr Ng Seng-Man
Council Member (Sabah)	Dr Fatimah @ Hartina Hussin
Council Member (Sarawak)	Assoc Prof Dr Ahmad Tirmizi Jobli

WELCOME MESSAGE FROM MCOR 2023 ORGANISING CHAIR



Dr Farhana Fadzli

Organising Chair
Malaysian Congress of Radiology 2023

Warmest greetings to all!

Malaysian Congress of Radiology 2023 welcomes you.

This year's theme is Intertwining Foundation with Innovation, targeting all levels in the radiology fraternity. It will cater to trainees, radiographers, allied health and radiologists, while promoting continuing medical education through a variety of special interest groups. Innovation will be demonstrated through masterclasses and focus sessions, aiming to improve workplace efficiency and knowledge assimilation in a short three-day period.

Radiology trainees will have exam preparation sessions with experienced examiners and lecturers during the RadPrep sessions. Prizes for Best Free Paper Oral Presentation and Best Poster Presentation will be awarded, with poster presentations expanding to electronic and live formats. The CoR Dato' Samad Quiz, a highlight of MCOR, will continue with friendly inter-university rivalry and entertaining learning opportunities.

Our Organising and Scientific Committee have worked hard to present an engaging and informative programme for all attendees, and we hope everyone will benefit from this interesting congress.

On behalf of the committee, I wish you an enjoyable stay in Kuala Lumpur and please take the time to experience the exciting diversity of cultures, festivals, traditions, and customs of Malaysia, Truly Asia.



Malaysian Congress of Radiology 2023 Organising Committee

President	Prof Dr Norlisah Mohd Ramli
Senior Advisor	Prof Dr Kartini Rahmat
Organising Chair	Dr Farhana Fadzli
Scientific Chair	Dr Anuradha P.S Janardhanan
IT	Dr Eric Chung Dr Git Kim-Ann



Malaysian Congress of Radiology 2023 Scientific Committee

Body Imaging	Dr Zaharudin Haron
Breast Imaging	Dr Vijayalakshmi Krishnapillai
Cardiac Imaging	Assoc Prof Dr Noor Khairiah A. Karim
Chest Imaging	Datin Dr Zuhanis Abdul Hamid
Emergency & Informatics	Assoc Prof Dr Faizatul Izza Rozalli
Head & Neck	Assoc Prof Dr Kew Thean-Yean
Interventional Radiology	Dr Nik Farhan Nik Fuad
Molecular Imaging	Dr Mahayuddin Abdul Manap
Musculoskeletal Imaging	Dr Anuradha P. S Janardhanan
Neuroradiology	Assoc Prof Dr Shahizon Azura Mohamed Mukari
Oncology	Dr Mastura Md Yusof
Paediatrics	Assoc Prof Dr Hasyima Abu Hassan
Continuing Education (RadExam Prep)	Assoc Prof Dr Thajunnisa Hassan Mohd

OPENING CEREMONY

11.00 am - 11.05am	Welcome Note by Emcee, Assoc Prof Dr Noor Khairiah A. Karim Negaraku Prayer Recital
11.05am - 11.10am	Welcome Speech by Dr Farhana Fadzli <i>Organising Chair of MCOR 2023</i>
11.10am - 11.20am	Opening Speech by Prof Dr Norlisah Mohd Ramli <i>President of College of Radiology, Academy of Medicine of Malaysia and Malaysian Society of Radiologists</i>
11.20am - 11.22am	Video Launch of MCOR 2023
11.22am - 11.25am	Appreciation of CoR Past Presidents
11.25am - 11.30am	Citation and Introduction of Keynote Speaker by Prof Dr Norlisah Mohd Ramli <i>President of College of Radiology, Academy of Medicine of Malaysia and Malaysian Society of Radiologists</i>
11.30am - 12.00pm	Lessons from GIRFT and How Malaysia Could Benefit from It Keynote Lecture by Dr Katharine Halliday <i>President, The Royal College of Radiologists (RCR)</i>
12.00pm - 12.05pm	Citation and Introduction of Plenary Speaker 1 by Dr Farhana Fadzli <i>Organising Chair of MCOR 2023</i>
12.05pm - 12.30pm	Navigating the Future: Enhancing Quality and Safety in Radiology Plenary Lecture by Professor Dr Jung Seung-Eun <i>Eunpyeong St. Mary's Hospital, Seoul, Republic of Korea</i>
12.30pm - 12.35pm	Citation and Introduction of Plenary Speaker 2 by Dr Anuradha P.S Janardhanan <i>Scientific Chair of MCOR 2023</i>
12.35pm - 1.00pm	Advancing Diagnosis, Catheter Treatment, and Raising Awareness of CTEPH - The Role of Radiologists Plenary Lecture by Dr Tetsuya Fukuda <i>National Cerebral and Cardiovascular center, Osaka, Japan</i>
1.00pm	End of Opening Ceremony

MCCOR

Malaysian Congress of Radiology 2023

featuring

Dr Katharine Halliday

President, The Royal College of Radiologists (RCR)

KEYNOTE SPEAKER

**21
JULY**

11.30AM - 12.00PM

Opening Ceremony

**Lessons from GIRFT and
How Malaysia Could Benefit from It**

**22
JULY**

2.30PM - 3.30PM

Paediatrics Session

**Imaging of Babies with
Suspected Physical Abuse**

**23
JULY**

8:30AM - 11:30AM

Join Her At Radexam Preparations Part 2

For A Golden Insight To Help Prepare

For Your Radiology Exams

- After completing her radiology training in London, Perth, Australia, Sheffield and Nottingham, Katharine Halliday was appointed as a Consultant Paediatric Radiologist at Nottingham University Hospital in 1998.

- She has a special interest in the imaging of suspected physical abuse. She was Chair of the British Society of Paediatric Radiology (2010-16) and chaired the working group for the updated guidance for imaging in cases of suspected physical abuse in children (2018).

- Other posts:

- National Clinical Lead for Radiology Getting-It-Right-First-Time (GIRFT) (2017-22).

- Clinical Director for Radiology at Nottingham University Hospitals (2021-22).

- President Royal college of Radiologists (2022-25).



PLENARY SPEAKERS



Prof Dr Jung Seung-Eun

**Navigating the Future:
Enhancing Quality and
Safety in Radiology**

**21 JULY
12.00PM – 12.30PM**



Dr Tetsuya Fukuda

**Advancing Diagnosis,
Catheter Treatment, and Raising
Awareness of CTEPH -
The Role of Radiologists**

**21 JULY
12.30PM – 1.00PM**



Prof Dr Hamzaini Abdul Hamid

**Imaging and Intervention in
Paediatric Vascular
Anomalies**

**22 JULY
2.00PM – 2.30PM**



Faculty



Dr Katharine Halliday
KEYNOTE SPEAKER



Prof Dr Jung Seung-Eun
PLENARY SPEAKER



Dr Tetsuya Fukuda
PLENARY SPEAKER



Prof Dr Hamzaini Abdul Hamid
PLENARY SPEAKER



Dr Ahmad Zaid Zaniat



Dr Aida Abdul Aziz



Dr Ajit S. Shinto



Prof Dr Anushya
Vijayanathan



Dr Asokan R. Nair



Dr Chen Po-Ting



Dr Cyril Ong



Dr Farah Naz Saleem



Assoc Prof Dr
Faizah Mohd Zaki



Assoc Prof Dr
Faizatul Izza Rozalli



Dr Farhana Fadzli



Dr Git Kim-Ann



Dr Hanim Mohd Taha




Dr Hilawati Yusof



Assoc Prof Dr
Hilwati Hashim



Prof Dr James F. Griffith



Faculty



Assoc Prof Dr
Jeannie Wong Hsiu-Ding



Dr Jimmy Woo Sze-Yang



Dr Julian Goh
Park-Nam



Dr Kama Azira Awang @ Ramli



Prof Dr Kartini Rahmat



Dr Keefe Lai
Yusheng



Assoc Prof Dr
Kew Thean-Yean



Dr Khairil Amir Sayuti



Prof Dr Manabu Minami



Mr Manmohan S Dhillon



Dr Maninderpal Kaur



Dr Mohamad Izzat
Arslan Che Ros



Dr Muhamad Arif
Kamarudin



Dr Naveen Rajadurai



Dr Ng Wei-Lin



Prof Dr Norlisah
Mohd Ramli



Prof Dr Nur Aishah Mohd Taib



Dr Nur Asma Sapiai



Dr Nur Fadhlina Abd Satar



Dr Nurul Hafidzah Rahim

 Faculty

Prof Dr Oh Young-Taik



Dr Rathachai Kaewlai



Asst Prof Dr
Sarah Kyongmin Beck



Prof Dr Seo Joon-Beom



Assoc Prof Dr
Shahizon Azura



Dr Siti Hajar Omar



Dr Siti Salwa
Mohamad Zaini



Assoc Prof Dr
Suniza Jamaris



Dr Syadwa Abdul Shukor



Dr Teoh Li-Ying



Prof Dr Yeong Chai-Hong



Dr Yoo Roh-Eul



Ms Yoon Sook-Yee



Datin Dr
Zuhanis Abdul Hamid

PROGRAMME OVERVIEW - DAY 1: 21ST JULY 2023 (FRIDAY)

TIME	HALL A: NEXUS 3	HALL B: SPECTRUM	HALL C: PRISM	HALL D: CONTINUUM
0730 - 0830	REGISTRATION			
0830 - 0930	FREE PAPER JUDGING 1	FREE PAPER JUDGING 2	FREE PAPER JUDGING 3	MASTERCLASS: ULTRASOUND - DOPPLER - 0830 - 1100
0930 - 1030	SESSION: BODY IMAGING	MEDICOLEGAL WORKSHOP	SESSION: EMERGENCY	
1030 - 1100	TEA BREAK & EXHIBIT VISIT			
1100 - 1130	OPENING CEREMONY			
1130 - 1200	KEYNOTE LECTURE Dr Katharine Halliday			
1200 - 1230	PLENARY LECTURE 1 Prof Dr Jung Seung-Eun			
1230 - 1300	PLENARY LECTURE 2 Dr Tetsuya Fukuda			
1300 - 1430	LUNCH AND EXHIBIT VISIT, FRIDAY PRAYER			
1430 - 1700	MASTERCLASS: PRACTICAL A.I.	MASTERCLASS: CEDM (CONTRAST- ENHANCED DIGITAL MAMMOGRAPHY)	MASTERCLASS: MRI OPTIMISATION THROUGH A.I AND DEEP LEARNING	MASTERCLASS: A.I. BREAST
1700	END OF DAY ONE			
1830	FACULTY DINNER (BY INVITATION)			

PROGRAMME OVERVIEW - DAY 2: 22ND JULY 2023 (SATURDAY)

0830 - 0930	LIVE E-POSTER PRESENTATION at E-Poster Panels in front of Prism and Spectrum (Foyer)
-------------	--

TIME	HALL A: NEXUS 3	HALL B: SPECTRUM	HALL C: PRISM
0730 - 0830	REGISTRATION		
0830 - 0930	FREE PAPER JUDGING 4	FREE PAPER JUDGING 5	MASTERCLASS: MUSCULOSKELETAL ULTRASOUND 0830 - 1230
0930 - 1030	Malaysia Meets AOSOR Session	SESSION: HEAD & NECK	
1030 - 1100	TEA BREAK & EXHIBIT VISIT		
1100 - 1300	COR-KSR FRIENDSHIP SYMPOSIUM	SPONSORED SESSION BY UNITED IMAGING	
		SPONSORED SESSION BY GUERBET	
1300 - 1400	LUNCH AND EXHIBIT VISIT		
1400 - 1430	PLENARY LECTURE 3 Prof Dr Hamzaini Abdul Hamid		
1430 - 1530	SESSION: PAEDIATRICS	SPONSORED SESSION BY BAYER	RADEXAM PREP PART 1 1430 - 1730
1530 - 1545	SHORT BREAK & EXHIBIT VISIT		
1545 - 1645	SESSION: NEURORADIOLOGY	SESSION: TRAINEES IN FOCUS - PAEDIATRIC RADIOLOGY	
1645	END OF DAY TWO		

PROGRAMME OVERVIEW - DAY 3: 23RD JULY 2023 (SUNDAY)

TIME	HALL A: NEXUS 3	HALL B: SPECTRUM	HALL C: PRISM
0730 - 0830	REGISTRATION		
0830 - 0930	SPONSORED SESSION BY LUNIT	SESSION: MUSCULOSKELETAL	SESSION: CARDIAC IMAGING
0930 - 1030	SESSION: BREAST IMAGING	SESSION: INTERVENTIONAL RADIOLOGY	RADEXAM PREP PART 2 0930 - 1030
1030 - 1100	TEA BREAK & EXHIBIT VISIT		TEA BREAK & EXHIBIT VISIT 1030 - 1045
1100 - 1200	SESSION: ONCOLOGY	SESSION: MOLECULAR IMAGING	RADEXAM PREP PART 2 1045 - 1245
1200 - 1400	LUNCH AND EXHIBIT VISIT		LUNCH AND EXHIBIT VISIT 1245 - 1400
1400 - 1500	CoR DATO' SAMAD QUIZ		
1500 - 1515	AWARD PRESENTATIONS & CLOSING CEREMONY		
1515	END OF CONGRESS		

DETAILED PROGRAMME - DAY 1: 21ST JULY 2023 (FRIDAY)

HALL A: NEXUS 3

Time	Session	Speaker
0730 - 0830	REGISTRATION	
0830 - 0930	FREE PAPER JUDGING 1	Chief Judge: Prof Dr Yeong Chai-Hong Judges: 1. Dr Git Kim-Ann 2. Dr Farah Naz Saleem
MCORA101	Towards Establishing National Diagnostic Reference Levels for Cardiac Computed Tomography Angiography in Malaysia: A Multicentre Cross Sectional Survey	Dr Muhammad Izzat Mohd Hayazi
MCORA102	Diagnostic Performance of 3D Automated Breast Ultrasound (ABUS) as an Adjunct to Digital Breast Tomosynthesis (DBT) in Dense Breasts	Dr Hannan Khairil Anwar
MCORA103	The Feasibility of Contrast Enhanced CT to Identify the Adhesive Renal Venous Tumor Thrombus of Renal Cell Carcinoma	Ms Xiaoxiao Zhang
MCORA104	Development of Preoperative Nomograms for Predicting the Risk of Positive Surgical Margin after Radical Prostatectomy	Dr Lili Xu
MCORA105	Comparison of Radiomic Features of Self Developed Kidney Phantom with Renal Cell Carcinoma	Assoc Prof Dr Izdihar Kamal
MCORA106	Effect of High Dose Vitamin B Multivitamin Supplement on Neural Connectivity and Oxidative Metabolism Assessed by Diffusion Tensor Imaging(DTI), Neurite Orientation Dispersion Density Imaging (NODDI) and MR Spectroscopy	Dr Khor Boon-Hock
0930 - 1030	BODY IMAGING Moderator: Dr Zaharudin Haron	
0930 - 1000	<ul style="list-style-type: none"> Anal Canal Anatomy with MRI Correlation Fistula in Ano: How I Report It 	Dr Keefe Lai Yusheng
1000 - 1015	MR Defecography: Indication and Reporting Template	Dr Farah Naz Saleem
1015 - 1030	Q&A Session	All Speakers Above
1030 - 1100	TEA BREAK & EXHIBIT VISIT	
1100 - 1130	OPENING CEREMONY Master of Ceremony: Assoc Prof Dr Noor Khairiah A. Karim	
1130 - 1200	KEYNOTE LECTURE Citation by Prof Dr Norlisah Mohd Ramli Lessons from GIRFT and How Malaysia Could Benefit from It Dr Katharine Halliday	
1200 - 1300	PLENARY LECTURES	
1200 - 1230	Navigating the Future: Enhancing Quality and Safety in Radiology Prof Dr Jung Seung-Eun Citation by Dr Farhana Fadzli	
1230 - 1300	Advancing Diagnosis, Catheter Treatment, and Raising Awareness of CTEPH - The Role of Radiologists Dr Tetsuya Fukuda Citation by Dr Anuradha P.S Janardhanan	
1300 - 1430	LUNCH AND EXHIBIT VISIT, FRIDAY PRAYER	
1430 - 1700	MASTERCLASS: PRACTICAL A.I. 	Dr Git Kim-Ann Dr Jarrel Seah
1700	END OF DAY ONE	
1830	FACULTY DINNER (BY INVITATION)	

HALL B: SPECTRUM

DETAILED PROGRAMME - DAY 1: 21ST JULY 2023 (FRIDAY)

Time	Session	Speaker
0730 - 0830	REGISTRATION	
0830 - 0930	FREE PAPER JUDGING 2	Chief Judge: Prof Dr Kartini Rahmat Judges: 1. Dr Ng Wei-Lin 2. Dr Aida Abdul Aziz
MCORB102	Role of Postcontrast T2 Flair in Postcontrast MRI Brain	Prof Dr Rajul Rastogi
MCORB103	Our Initial Experience with Cardiac MRI in a Tertiary Health Care Center in Nepal	Dr Nirmal Prasad Neupane
MCORB104	A Retrospective Study of CT Imaging of Pulmonary Embolism in Patients with COVID-19 Pneumonia Using Dual Energy CT	Dr Lim Aun-Nee
MCORB105	Concurrent Mixed Method Analysis on Patient Satisfaction with the Services of the Medical Imaging Department of a Tertiary Public Hospital Toward Policy Design	Dr Allan Gilbert C. Reamillo
0930 - 1030	MEDICOLEGAL WORKSHOP Moderator: Prof Dr Kartini Rahmat	
0930 - 0945	How to Write an Expert Report for Radiology?	<i>Prof Dr Norlisah Mohd Ramli</i>
0945 - 1000	Medicolegal Issues in Radiology	<i>Mr Manmohan S Dhillon</i>
1000 - 1015	How to Reduce Medicolegal Risks in Radiology	<i>Mr Dhinesh Bhaskaran</i>
1015 - 1030	Q&A Session	All Speakers Above
1030 - 1100	TEA BREAK & EXHIBIT VISIT	
1300 - 1430	LUNCH AND EXHIBIT VISIT, FRIDAY PRAYER	
1430 - 1700	MASTERCLASS: CEDM (CONTRAST-ENHANCED DIGITAL MAMMOGRAPHY)	<i>Dr Maninderpal Kaur</i>
1700	END OF DAY CELEBRATION	
1830	FACULTY DINNER (BY INVITATION)	



DETAILED PROGRAMME - DAY 1: 21ST JULY 2023 (FRIDAY)

HALL C: PRISM

Time	Session	Speaker
0730 - 0830	REGISTRATION	
0830 - 0930	FREE PAPER JUDGING 3	Chief Judge: Assoc Prof Dr Faizatul Izza Rozalli Judges: 1. Dr Hanim Mohd Taha 2. Dr Mahayuddin Abdul Manap
MCORC101	Yield of Clinically Significant Injuries in Whole Body Computed Tomography for Blunt Trauma Patients: A Retrospective Single Centre Study	Dr Natasha Mohd Arifin
MCORC102	Whole Body Computed Tomography (WBCT) : Clinical Audit of Hospital Kuala Lumpur Experience Using High Impact Trauma Computed Tomography (HIT CT) Protocol	Dr Mohd Ashyiraff Ilani Ismail
MCORC104	Association of Chest X Ray Severity Scores with Clinical Outcomes of COVID-19 in a Tertiary Hospital in Makati from March 2021 to March 2022	Dr Zyra Joie J. Del Rosario
MCORC106	Ophthalmic Ultrasound in Ocular Emergencies	Mr Abdulrahman Algaeed
0930 - 1030	EMERGENCY Moderator: Assoc Prof Dr Faizatul Izza Rozalli	
0930 - 1000	<ul style="list-style-type: none"> New Technologies and Advances in Emergency Radiology Survival Guide to Emergency Radiology 	<i>Dr Rathachai Kaewlai</i>
1000 - 1015	Acute Imaging = STAD Imaging. Selayang Hospital Experience	<i>Dr Hanim Mohd Taha</i>
1015 - 1030	Q&A Session	All Speakers Above
1030 - 1100	TEA BREAK & EXHIBIT VISIT	
1300 - 1430	LUNCH AND EXHIBIT VISIT, FRIDAY PRAYER	
1430 - 1700	MASTERCLASS: CT/MRI OPTIMISATION THROUGH A.I. AND DEEP LEARNING	1. <i>Mr Lim Chun-Jek</i> 2. <i>Mr Thomson Yap</i> 3. <i>Mr Sundar, RK</i> 4. <i>Ms Sooriakala Apparao</i>
1700	END OF DAY ONE	
1830	FACULTY DINNER (BY INVITATION)	

DETAILED PROGRAMME - DAY 1: 21ST JULY 2023 (FRIDAY)

HALL D: CONTINUUM

Time	Session	Speaker
0730 - 0830	REGISTRATION	
0830 - 1100	<p>MASTERCLASS: ULTRASOUND - DOPPLER</p> 	<p><i>Speaker:</i> Prof Dr Anushya Vijayananthan</p> <p><i>Facilitators:</i></p> <ol style="list-style-type: none"> 1. Ms Nurul Ain Ambiak 2. Ms Siti Zuraida Ibrahim 3. Ms Norhana Mohd Noor 4. Mr Mohd Aizad Mohd Yusuf 5. Mr Muhammad Aizad Mohd Zaid 6. Ms Nurashima Mohd Azmy 7. Ms Jaysutha Marimuthoo
1300 - 1430	LUNCH AND EXHIBIT VISIT, FRIDAY PRAYER	
1430 - 1700	<p>MASTERCLASS: A.I. BREAST</p> 	<ol style="list-style-type: none"> 1. Mr Chad McClennan 2. Dr Rameysh Danovani 3. Ms Kym Sor
1700	END OF DAY ONE	
1830	FACULTY DINNER (BY INVITATION)	

DETAILED PROGRAMME - DAY 2: 22nd JULY 2023 (SATURDAY)

HALL A: NEXUS 3

Time	Session	Speaker
0730 - 0830	REGISTRATION	
0830 - 0930	FREE PAPER JUDGING 4	Chief Judge: Datin Dr Zuhanis Abdul Hamid Judges: 1. Assoc Prof Dr Noor Khairiah A. Karim 2. Dr Nik Farhan Nik Fuad
MCORA203	Accuracy of CT Scan Staging and Correlation of Histopathological Findings in Patient with Colorectal Carcinoma	Dr Akshat Agrawal
MCORA204	The Use of Brixia Chest Xray Severity Scoring System as a Prognostic Predictor for Mortality in COVID-19 Patients Admitted in a Tertiary Hospital in Makati	Dr Daniel O. Montes
MCORA205	Imaging Features of Fungal Infections of the Central Nervous System According to Subspecies: A Tertiary Care Center Spectrum	Dr Kumail Khandwala
MCORA206	Comparison of MR Arthrography with Conventional MRI in Cases of Shoulder Injuries	Asst Prof Dr Abhishek Dwivedi
0930 - 1030	Malaysia Meets AOSOR Session Moderators: Prof Dr Manabu Minami & Dr Zaharudin Haron	
0930 - 0945	Zonal Differentiation of the Liver: Is It Anatomical, Functional, or Just Conceptual?	<i>Prof Dr Manabu Minami</i>
0945 - 1000	Applications of Artificial Intelligence in Imaging of Pancreatic Diseases	<i>Dr Chen Po-Ting</i>
1000 - 1015	Prostate MRI with PIRADS v2.1	<i>Prof Dr Oh Young-Taik</i>
1015 - 1030	CT Liver vs Gadoteric Acid MR Liver in HCC	<i>Dr Ng Wei-Lin</i>
1030 - 1045	Q&A Session	All Speakers Above
1030 - 1100	TEA BREAK & EXHIBIT VISIT	
1100 - 1300	COR-KSR FRIENDSHIP SYMPOSIUM Moderators: Assoc Prof Dr Hilwati Hashim & Prof Dr Jung Seung-Eun	
1100 - 1120	Glymphatic Imaging: Concepts and Study Methodology	<i>Dr Yoo Roh-Eul</i>
1120 - 1135	Imaging in Neurodegenerative Disease	<i>Prof Dr Kartini Rahmat</i>
1135 - 1150	Imaging in Diffuse Glioma	<i>Dr Siti Salwa Mohamad Zaini</i>
1150 - 1210	Inhalation Lung Injury	<i>Asst Prof Dr Sarah Kyongmin Beck</i>
1210 - 1230	A.I. in Chest Imaging: From Detection to Prediction	<i>Prof Dr Seo Joon-Beom</i>
1230 - 1245	Smoking Related Interstitial Lung Disease	<i>Dr Aida Abdul Aziz</i>
1245 - 1300	Q&A Session	All Speakers Above
1300 - 1400	LUNCH & EXHIBIT VISIT	
1400 - 1430	PLENARY LECTURES Citation by Assoc Prof Dr Faizah Mohd Zaki	
	Imaging and Intervention in Paediatric Vascular Anomalies	<i>Prof Dr Hamzaini Abdul Hamid</i>



DETAILED PROGRAMME - DAY 2: 22nd JULY 2023 (SATURDAY)

HALL A: NEXUS 3

Time	Session	Speaker
1430 - 1530	PAEDIATRICS Moderator: Prof Dr Hamzaini Abdul Hamid	
1430 - 1445	Imaging of Babies with Suspected Physical Abuse	Dr Katharine Halliday
1445 - 1515	<ul style="list-style-type: none"> • Neuroradiological Manifestation of NAI • Case Sharing 	Assoc Prof Dr Faizah Mohd Zaki
1515 - 1530	Q&A Session	All Speakers Above
1530 - 1545	SHORT BREAK & EXHIBIT VISIT	
1545 - 1645	NEURORADIOLOGY Moderator: Dr Nurul Hafidzah Rahim	
1545 - 1610	The Spinal Cord Non Neoplastic Lesion	Dr Nur Asma Sapiai
1610 - 1635	Spinal Cord Neoplasm	Assoc Prof Dr Hilwati Hashim
1635 - 1645	Q&A Session	All Speakers Above
1645	END OF DAY TWO	


DETAILED PROGRAMME - DAY 2: 22nd JULY 2023 (SATURDAY)

HALL B: SPECTRUM


Time	Session	Speaker
0730 - 0830	REGISTRATION	
0830 - 0930	FREE PAPER JUDGING 5	<p>Chief Judge: Assoc Prof Dr Thajunnisa Hassan Mohd</p> <p>Judges: 1. Assoc Prof Dr Jeannie Wong Hsiu-Ding 2. Assoc Prof Dr Faizah Mohd Zaki</p>
MCORB201	Molecular and Radiological Characterization of Glioblastoma Based on MRI Sequences	Assoc Prof Dr Fatima Mubarak
MCORB202	Correlation of Cerebrospinal Fluid (CSF) Density with the Severity and Clinical Outcome of Traumatic Brain Injury (TBI) in Recent Head Trauma Patients in Ilocos Training and Regional Medical Center (ITRMC)	Dr Odani Jema Frances D. Marconi
MCORB203	The Role of Ultrasound and Shearwave Elastography in Assessing Spinal Accessory Nerve Injury Among Patients Post Neck Dissection Surgery	Dr Rizman Mohamad
MCORB204	Prediction of Interval Growth of Lung Adenocarcinomas Manifesting as Persistent Subsolid Nodules <3 Cm Based on Radiomic Features	Dr Fu Zong-Wu
MCORB205	Patterns And Scoring Of Covid 19 CXRs With Patient Outcomes, A Retrospective Cross Sectional Study	Dr Marfiza Aluwie
0930 - 1030	HEAD & NECK Moderator: Assoc Prof Dr Kew Thean-Yean	
0930 - 0955	Imaging of Conductive Hearing Loss	<i>Dr Julian Goh Park-Nam</i>
0955 - 1020	What the Surgeon Wants to Know from a Sinus CT	<i>Assoc Prof Dr Kew Thean-Yean</i>
1020 - 1030	Q&A Session	All Speakers Above
1030 - 1100	TEA BREAK & EXHIBIT VISIT	
1100 – 1200	SPONSORED SESSION Moderator: Dr Dileep Kumar	
	Imaging For Cancer: From Basic to Advance	<i>Dr Ajit S. Shinto</i>
1200 - 1300	SPONSORED SESSION	
	MRI Contrast: Purity Matters	<i>Ms Jini Park</i>
1300 - 1430	LUNCH & EXHIBIT VISIT	
1430 – 1530	SPONSORED SESSION Moderator: Assoc Prof Dr Jeannie Wong Hsiu-Ding	
	Customized Weight based Volume Contrast Media Protocol	<i>Dr Nadia Fareeda</i>
	Weight based Dosing with Smart Protocols	<i>Mr Tony Ong</i>
1530 - 1545	SHORT BREAK & EXHIBIT VISIT	
1545 - 1645	TRAINEES IN FOCUS - PAEDIATRIC RADIOLOGY Radiology Viva – Tips, Techniques and PRACTICE!	<i>Dr Cyril Ong</i>
1645	END OF DAY TWO	

DETAILED PROGRAMME - DAY 2: 22nd JULY 2023 (SATURDAY)

HALL C: PRISM

Time	Session	Speaker
0730 - 0830	REGISTRATION	
0830 - 1230	MASTERCLASS: MUSCULOSKELETAL ULTRASOUND Moderator: Dr Erin Shazrin M Ramly 	<i>Prof Dr James F. Griffith</i>
1300 - 1430	LUNCH & EXHIBIT VISIT	
1430 - 1735	RADEXAM PREP PART 1 Moderators: Assoc Prof Dr Thajunnisa Hassan Mohd & Dr Asokan R. Nair	
1430 - 1455	<ul style="list-style-type: none"> Difference between Master of Radiology and FRCR Nuclear Medicine 	<i>Dr Farhana Fadzli</i>
1455 - 1515	Approach to OSCE in Master of Radiology	<i>Dr Khairil Amir Sayuti</i>
1515 - 1535	Normal Variants in Radiology	<i>Dr Naveen Rajadurai</i>
1535 -1555	Annoying Things Not to Do at the Part 1 Viva	<i>Assoc Prof Dr Kew Thean-Yean</i>
1615 - 1635	THE VIVA: With Focus on Hepatobiliary System and Neuroradiology	1. <i>Prof Dr Anushya Vijayanathan</i> 2. <i>Assoc Prof Dr Shahizon Azura</i>
1635 - 1655	Illuminating the Path to Success Physics Preparation for Mastering Radiology Exams	<i>Assoc Prof Dr Jeannie Wong Hsiu-Ding</i>
1655 - 1715	How to Turbocharge Your Performance in Radiology Physics Exams	<i>Prof Dr Yeong Chai-Hong</i>
1715 - 1735	How to Tackle Radiology MCQ	<i>Assoc Prof Dr Faizah Mohd Zaki</i>
1735	END OF DAY TWO	

DETAILED PROGRAMME - DAY 3: 23rd JULY 2023 (SUNDAY)

Time	Session	Speaker
0730 - 0830	REGISTRATION	
0830 - 0930	Sponsored Session Moderator: Mr Daniel Chin	 Lunit
	Clinical Applications and Implementation of AI in Mammography: A Personal Experience	<i>Assoc Prof Dr Nazimah Ab Mumin</i>
0930 - 1030	BREAST IMAGING Moderators: Dr Teoh Li-Ying & Dr Vijayalakshmi S. Krishnapillai	
	Young Breast Cancer Management	Panellists: 1. <i>Prof Dr Nur Aishah Mohd Taib</i> 2. <i>Prof Dr Kartini Rahmat</i> 3. <i>Assoc Prof Dr Suniza Jamaris</i> 4. <i>Ms Yoon Sook-Yee</i> 5. <i>Dr Nur Fadhlina Abd Satar</i>
1030 - 1100	TEA BREAK & EXHIBIT VISIT	
1100 - 1200	ONCOLOGY Moderator: Dr Mastura Md Yusof	
1100 - 1125	Imaging for Response Assessment in Rad Onco	<i>Dr Syadwa Abdul Shukor</i>
1125 - 1150	Breast Cancer: Breast and Axillary Evaluation Prior to Pre-Operative Systemic Therapy	<i>Dr Hilawati Yusof</i>
1150 - 1200	Q&A Session	All Speakers Above
1200 - 1400	LUNCH & EXHIBIT VISIT	
1400 - 1500	CoR DATO' SAMAD QUIZ Grand Quiz Master: Dato' Dr Abdul Samad Sakijan Moderator: Dr Eric Chung	
	Institution	<i>Representative</i>
	Universiti Malaya	<i>Dr Mohamad Helmi Azhari Hassim</i>
	Universiti Kebangsaan Malaysia	<i>Dr Lim Ru-Woei</i>
	Universiti Sains Malaysia	<i>Dr Cheong Kang- Wei</i>
	Universiti Putra Malaysia	<i>Dr Siti Amirah Ibrahim</i>
	Universiti Islam Antarabangsa Malaysia	<i>Dr Nurnawwar Ramalan</i>
	Kementerian Kesihatan Malaysia	<i>Dr Muhammad Izzat Mohd Hayazi</i>
KPJ Healthcare University	<i>Dr Ahmad Khairulnaim Ahmad Kabir</i>	
1500 - 1515	AWARD PRESENTATIONS & CLOSING CEREMONY	
1515	END OF CONGRESS	

HALL B: SPECTRUM

DETAILED PROGRAMME - DAY 3: 23rd JULY 2023 (SUNDAY)

Time	Session	Speaker
0730 -0830	REGISTRATION	
0830 - 0930	MUSCULOSKELETAL Moderator: Dr Erin Shazrin M Ramly	
0830 - 0900	<ul style="list-style-type: none"> Brachial Plexus Ultrasound Five Commonly Missed Injuries 	<i>Prof Dr James F. Griffith</i>
0900 - 0915	MRI Evaluation of Hip Impingement Syndrome: What is New and How Should We Assess It	<i>Dr Siti Hajar Omar</i>
0915 - 0930	Q&A Session	All Speakers Above
0930 - 1030	INTERVENTIONAL RADIOLOGY Moderator: Dr Nik Farhan Nik Fuad	
0930 - 0945	Imaging in Acute Stroke: For Whom Should Thrombectomy Be Considered?	<i>Dr Muhamad Arif Kamarudin</i>
0945 - 1000	Liver Imaging Post Transarterial Treatment for Liver Tumour: Pearls and Pitfalls	<i>Dr Ng Wei-Lin</i>
1000 - 1015	New Frontiers in Interventional Radiology: Breaking the Barrier	<i>Dr Mohamad Izzat Arslan Che Ros</i>
1015 - 1030	Q&A Session	All Speakers Above
1030 - 1100	TEA BREAK & EXHIBIT VISIT	
1100 - 1200	MOLECULAR IMAGING Moderator: Dr Mahayuddin Abdul Manap	
1100 - 1130	<ul style="list-style-type: none"> Update on Molecular Imaging of Bacterial Infections: Current Views and Future Directions Digital PET/CT and Artificial Intelligence: Beginning of an era of fast scan/low-dense whole body scans 	<i>Dr Ajit S. Shinto</i>
1130 - 1145	Beyond Oncology Imaging: Contemporary Use of FDG PET/CT in Cardiac Infection and Inflammation	<i>Dr Ahmad Zaid Zainal</i>
1145 - 1200	Q&A Session	All Speakers Above
1200 - 1400	LUNCH & EXHIBIT VISIT	
1400 - 1500	CoR DATO' SAMAD QUIZ in Lecture Hall A	
1500 - 1515	AWARD PRESENTATIONS & CLOSING CEREMONY IN LECTURE HALL A	

HALL C: PRISM

DETAILED PROGRAMME - DAY 3: 23rd JULY 2023 (SUNDAY)

Time	Session	Speaker
0730 - 0830	REGISTRATION	
0830 - 0930	CARDIAC IMAGING Moderator: Assoc Prof Dr Noor Khairiah A. Karim	
0830 - 0855	The Role of CMR in Evaluation of Ischemic Heart Disease	<i>Dr Kama Azira Awang @ Ramli</i>
0855 - 0920	CMR Imaging of Cardiac Tumors	<i>Dr Jimmy Woo Sze-Yang</i>
0920 - 0930	Q&A Session	All Speakers Above
0930 - 1245	RADEXAM PREP PART 2 Moderators: Assoc Prof Dr Thajunnisa Hassan Mohd & Dr Asokan R. Nair	
0930 - 0950	Overview and Guidance on Approach for FRCR 2A	<i>Dr Katharine Halliday</i>
0950 - 1010	Exam Tips and Tricks	<i>Dr Keefe Lai Yusheng</i>
1010 - 1030	Practical Approach for Film Reporting and Viva	<i>Prof Dr Norlisah Mohd Ramli</i>
1030 - 1045	SHORT BREAK	
1045 - 1105	General Overview of Review Areas	<i>Assoc Prof Dr Faizatul Izza Rozalli</i>
1105 - 1125	Time Saving Tips	<i>Dr Asokan R. Nair</i>
1125 - 1145	Let's Talk About You: An Evaluation of Your Own Part 2 Viva Skills	<i>Assoc Prof Dr Kew Thean-Yean</i>
1145 - 1205	Approach to Arthritis	<i>Dr Naveen Rajadurai</i>
1205 - 1225	Surviving Chest Imaging	<i>Datin Dr Zuhanis Abdul Hamid</i>
1225 - 1245	Radiological Reasoning in Viva	<i>Prof Dr Hamzaini Abdul Hamid</i>
1245 - 1400	LUNCH AND EXHIBIT VISIT	
1400 - 1500	CoR DATO' SAMAD QUIZ in Lecture Hall A	
1500 - 1515	AWARD PRESENTATIONS & CLOSING CEREMONY IN LECTURE HALL A	

FREE PAPER LIVE POSTER PRESENTATION

22nd July 2023 | 8:30AM - 9:30AM

Foyer

Moderator: *Dr Vijayalakshimi S. Krishnapillai*

Poster ID	PRESENTATION TITLE & AUTHOR
MCORLP01	Ruptured Right Sinus Of Valsalva With Fistulous Track Between Right Sinus And Right Ventricle On Multislice CT At Rawalpindi Institute Of Cardiology, Rawalpindi, Pakistan Ummarah Kamran (Rawalpindi Institute Of Cardiology) , Anum Yousaf, Misbah Durrani
MCORLP02	Effect Of Gadolinium On Amide Proton Transfer (APT) Value In Patients With Intracranial Meningioma Muhd Rifqi Rahim (Hospital Limbang) , Khairil Amir Sayuti
MCORLP03	Does Magnetic Resonance Arterial Spin Labelling (ASL) Imaging Need In Neurocognitive Disorder? A Case Report Nurhusna Adibah Hanapi (Hospital Universiti Sains Malaysia)
MCORLP04	Primary Retroperitoneal Squamous Cell Carcinoma: A Little Known And Rare Malignancy Mohd Hazeman Zakaria (Universiti Putra Malaysia) , Idris Ibrahim, Anas Tharek
MCORLP05	Histopathological Correlation Of MRI Birads Category 4 Lesion Leow Pei Ting (Hospital Putrajaya) , Sarah Hanim E, Zahurin I
MCORLP06	Cystic Haemorrhagic Liver Metastasis Mimicking Liver Abscess: A Case Report Ghayathiri Pariteppan (University Kebangsaan Malaysia)
MCORLP07	Temporal Bone Trauma What Radiologist Should Know Chaja Warda (Mohamed VI University Hospital) , Ayoub El Hajjami, Badr Boutakioute, Meryem Ouali Idrissi, Najat Cherif, Idrissi El Ganouni
MCORLP08	Chondrosarcoma Of The Synovium: A Rare Soft Tissue Tumor Yamunadevi Arunasalam (Universiti Sains Malaysia) , Ahmad Hadif Zaidin Samsudin, Mohd Ezane Aziz, Fattah Rahiman Ghazali
MCORLP09	Assessment Of Segmental Hepatic Fat Distribution Using Magnetic Resonance Proton Density Fat Fraction MR-PDFF In Non Alcoholic Fatty Liver Disease Muhammad Salman Rafique (Pakistan Kidney And Liver Institute And Research Center)
MCORLP10	Development Of A Two Layer Offset Detector For Measuring The Interaction Depth For Small Animal PET Seung Jae Lee (Dongseo University) , Cheol Ha Baek, Seung Jae Lee
MCORLP11	Ruptured Intra Abdominal Tumors: A Four Case Series From A District Hospital Perspective Calvin Ong Wenn Fong (Hospital Sarikei) , Dhayal Balakrishnan
MCORLP12	Benign Fibro Osseous Lesion Of The Zygomatic Arch In A 4 Year Old Boy : A Case Report Siti Azarita Ab Karim (Hospital Putrajaya) , Nur Aimi Ngah, Atikah Ahmad
MCORLP13	Spontaneous Haematoma In Scurvy: Nearly Forgotten Disease - A Report Of 2 Cases Tjun Hoe Lui (Hospital Umum Sarawak)
MCORLP14	Choledochal Cyst (Type I) Complicated With Haemobilia Secondary To An Intrahepatic Artery Pseudoaneurysm: A Case Report On An Unusual Situation Requiring Surgery And Embolization Of The Pseudoaneurysm Siti Hafeezah Ramli (Hospital Tunku Azizah)
MCORLP15	Multifocal Peripheral Neurolymphomatosis: A Rare Presentation Of Lymphoma Syaimaa Shayuthy (Hospital Canselor Tuanku Muhriz)

FREE PAPER POSTER PRESENTATION

Body Imaging

Poster ID	PRESENTATION TITLE & AUTHOR
MCORBD01	Symptomology Of Celiac Artery Compression: Classifying Patients By The Degree Of Celiac Artery Stenosis And Presence Of Collateral Circulation On Computed Tomography Angiogram Lili Xu (Peking Union Medical College Hospital) , Gumuyang Zhang, Jiahui Zhang, Xiaoxiao Zhang, Xin Bai, Li Chen, Qianyu Peng, Zhengyu Jin , Hao Sun
MCORBD02	Adnexal Masses, A Case Based Simplified Approach On MRI Avni Skandhan (Aster MIMS Kottakkal)
MCORBD03	Quantitative Measurement Of Renal Artery Spin Labeling Imaging: A Noninvasive Indicator Of Perfusion Improvement After Interventional Therapy For Renal Artery Stenosis Xiaoxiao Zhang (Peking Union Medical College Hospital) , Gumuyang Zhang, Hao Sun, Zhengyu Jin
MCORBD04	Unspecific Recurring Abdominal Pain In An Adult With Ileo Ileal Intussusception Incurred By An Ileal Lipoma: A Case Report Muhammad Ismin Hazim Ismail (Sultan Ahmad Shah Medical Centre (SASMEC)) , Ahmad Razali Md Ralib
MCORBD05	Ileal Diverticulitis: A Rare Disease Entity, Mimicking Acute Appendicitis Siti Fatima Azahraa Mohd Azha (Universiti Sains Malaysia) , Nasibah Mohamad, Wan Aireene Wan Ahmed
MCORBD06	Acute Suppurative Appendicitis Presented With Ileocolic Intussusception And Bowel Ischaemia Emy Saera R. (Hospital Sungai Buloh)
MCORBD07	Page Kidney: Paging The Young As A Rare Cause Of Systemic Hypertension Nur Liyana Mohamed Mustafa (Hospital Sultan Abdul Aziz Shah)
MCORBD08	Paraduodenal Pancreatitis: A Challenging Diagnostic Dilemma Zalikhha Ismail Zulkifli (Hospital Canselor Tuanku Muhriz) , Shahizon Azura Mm
MCORBD09	Unveiling The Hepatic Enigma: Hepatic Pseudolesion Mohd Amir Safwan Hamdan (Hospital Ampang)
MCORBD10	Pancreatic Cystic Lymphangioma In A 43 Year Old Female: The First Reported Case In The Philippines Patricia Jarmin Lopez Pua (St. Luke's Medical Center) , Florence Los Banos, Honey Lee Tan, Victor R. Tatco
MCORBD11	Unusual Radiological Presentation Of Upper Tract Urothelial Carcinoma As Pneumoretroperitoneum Siti Shakira Suhaimi (Hospital Selayang) , Nur Aini Abu Bakar
MCORBD12	Ohvira A Rare Cause Of Lower Abdominal Pain Punitha Mohanan (Hospital Tuanku Ampuan Najihah) , Siti Khairunnisaak Abdul Rahman, Zurina Abdul Wahab
MCORBD13	A Heavy Spleen That Wandered: A Case Report Kalaaiani Silverjah (Hospital Tuanku Ampuan Najihah) , Siti Khairunnisaak Abdul Rahman, Zurina Abdul Wahab
MCORBD14	Pregnancy Induced Rupture Of Renal Angiomyolipoma Saiful Amri Mat Rasid (Hospital Universiti Sains Malaysia) , Khairil Amir Sayuti , Mohd Shafie Abdullah , Siti Jusna Muhammad
MCORBD15	A Rare Prostate Malignancy: Small Cell Neuroendocrine Carcinoma Fathin Naasiha Omar (Hospital Sultan Abdul Aziz Shah)
MCORBD16	Faecolith Like Material In The Urinary Bladder. A Rare Radiological Finding In Patient With Urinary Tract Fungal Bezoar Infection Abdul Hadi Shamsul Bahrin (Hospital Universiti Sains Malaysia)
MCORBD17	Ultrasonographic Evaluation And Clinico Biochemical Association In Patients With Polycystic Ovarian Disease Akshat Agrawal (Medica Superspeciality Hospital, Kolkata) , Ananya Agrawal, Sindhu Reddy
MCORBD18	Distal Ureteric Extramedullary Plasmacytoma On CT Scan Misleading As Transitional Cell Carcinoma Suraihi Mohamad Saini (Universiti Putra Malaysia) , Faridah Hanim Mohamed , Norafida Bahari, Norren Haneezah Sahak , Nur Shazwani Johal
MCORBD19	Mycotic Superior Mesenteric Artery Aneurysm - A Rare Visceral Artery Aneurysm Amirun Safwan (Hospital Serdang) , Soon Yuet Yu
MCORBD20	Ureteroenteric Fistula: A Case Report Choo Shu Yet (Hospital Sultan Abdul Aziz Shah)

FREE PAPER POSTER PRESENTATION

Body Imaging

Poster ID	PRESENTATION TITLE & AUTHOR
MCORBD21	Type Iv Paraesophageal Hernia As A Cause Of Recurrent Post Prandial Vomiting: A Case Report Nurnawwar Ramalan (Sultan Ahmad Shah Medical Centre)
MCORBD22	Baby Bumps: A Case Of Round Ligament Varicosities Zyra Joie J. Del Rosario (Ospital Ng Makati) , Arsenio B. Gonzalez III, Ced Matthew Co, John Bernard Centillo, Joyce Venus Biliran
MCORBD23	An Unusual Case Of Transitional Cell Carcinoma In Transplanted Kidney: A Case Report Yuen Jiang Keat (Hospital Canselor Tuanku Muhriz) , Nadia Abdul Malik , Malinda Abdul Majid
MCORBD24	Bilateral Renal Anastomosing Haemangioma: A Rare Lurking Peril Navin Kumar Santha Moorthy (Hospital Sultan Ahmad Shah) , Azmi Hassan
MCORBD25	Spontaneous Renal Pelvic Haematoma In Pelviureteric Junction Obstruction Cheah Jian Kent (Hospital Canselor Tuanku Muhriz)
MCORBD26	Meckel Diverticulum With Multiple Presentation: Life Threatening Low Gastrointestinal Bleed And Perforated Appendicitis In Just Two Weeks Nur Hidayah Hani Kamarolzaman (Hospital Sungai Buloh)
MCORBD27	Adhesional Omental Hernia With Small Bowel Obstruction In An Elderly With Virgin Abdomen - A Case Report Saw Ping Wei (Hospital Universiti Sains Malaysia) , Mohd Ezane Aziz, Noor Khairiah A. Karim, Tan Shong Sheng
MCORBD28	Dermatomyositis With Positive Anti-MDA5 Antibody: Imaging Manifestation Of Interstitial Lung Disease And Complication Shobana Raj Pavady @Raju (Hospital Sultan Ismail) , Siti Aisah Hassan , Lee Rian, Aida Abdul Aziz
MCORBD29	Bundle Of Hair In The Gut: A Case Report Lalitha Karunanithi (Hospital Tuanku Ampuan Najihah) , Siti Mayzura Abdul Rasid, Zurina Abdul Wahab
MCORBD30	Irrrotational: A Case Of Left Sided Appendix Due To Probable Intestinal Malrotation Zyra Joie J. Del Rosario (Ospital Ng Makati) , Abigail Dorothy P. Hicarte, Ernestine Glo Marie Cuevas

FREE PAPER POSTER PRESENTATION

Neuroradiology

Poster ID	PRESENTATION TITLE & AUTHOR
MCORNE01	Arterial Spin Labeling Technique Versus Postcontrast T1 WI In Evaluating Focal Brain Lesions Rajul Rastogi (Teerthanker Mahaveer Medical College & Research Center), Amit Agarwal
MCORNE02	Evaluating The Role Of Artificial Intelligence In Identifying Ventriculomegaly Of Clinical Significance Rajul Rastogi (Teerthanker Mahaveer Medical College & Research Center), Kunal Sehgal
MCORNE03	A Case Of Diagnostic Dilemma In Post Intracranial Radiation Therapy: To Remove Or To Observe? Yuen Jiang Keat (Hospital Canselor Tuanku Muhriz), Shahizon Azura Mohamed Mukari
MCORNE04	A Rare Case Of Primary Central Nervous System (CNS) Solid Fibrous Tumour (SFT) With Extensive Systemic Metastases Noor Khairiah Kamaludin (International Islamic University), Intan Bazilah Abu Bakar
MCORNE05	Dural Venous Sinus Density Measurement On Unenhanced Brain CT & Correlation With Hematocrit Values Kumail Khandwala (Aga Khan University), Muhammad Ismail Alvi, Fatima Mubarak, Muhammad Aman
MCORNE06	CT Artefact Mimicking Brain Infarct Due To Air Bubbles: A Case Series Saiful Amri Mat Rasid (Hospital Universiti Sains Malaysia), Khairil Amir Sayuti, Noor Diyana Osman , Yap Teck Chong
MCORNE07	Residual Hippocampal And Parahippocampal Gyrus Volume Post Anterior Temporal Lobectomy And Seizure Control In Temporal Lobe Epilepsy Tan Wen Nian (Hospital Sungai Buloh)
MCORNE08	Altered Basal Ganglia And Thalamic Metabolism As Reflected By Lower Readings Of Standardised Uptake Value On FDG PET-CT For Paediatric Epilepsy Ahmad Zaid Zaniat (Hospital Kuala Lumpur)
MCORNE09	Olfactory Schwannoma Masquerading As Esthesioneuroblastoma Kumail Khandwala (Aga Khan University), Kiran Hilal, Shayan Sirat Maheen Anwar
MCORNE10	A Radiologist Approach To Acute Parenchymal Hemorrhages: How To Intercept Shrouded Dragons Fatima Mubarak(Aga Khan University)
MCORNE11	Hirayama Disease: An Overlooked Cause Of Cervical Myelopathy With Distinct Radiological Features Hafeeza Hafni Mohamad (Hospital Sultan Abdul Aziz Shah), Hasyma Abu Hassan
MCORNE12	Magnetic Resonance Angiography (MRA) Study On Anatomical Variations Of The Circle Of Willis (COW) In Hospital Kuala Lumpur Population Nurul Hafidzah Rahim (Hospital Kuala Lumpur), Kartikasalwah Abdul Latif
MCORNE13	Spontaneous Regression Of Spinal Dural Arteriovenous Fistula With Delayed MRI Diagnosis Nivashini Ponnampalam (Hospital Kuala Lumpur), Nurul Hafidzah R, Nur Alfalailah MA, Salinawati AR
MCORNE14	Orbital Imaging For Neurological Diseases A Window Into The Brain Fatima Mubarak (Aga Khan University)
MCORNE15	The Difference Finding In Magnetic Resonance Imaging Study Of The Amygdala-Hippocampal Complex And Superior Temporal Gyrus Among Treatment-Resistant Schizophrenia And Non-Treatment-Resistant Schizophrenia - A Pilot Study. Nur Asma Sapiai (Universiti Sains Malaysia), Nur Shida Ahmad, Chandran Nadarajan, Zamzuri Idris, Nor Asyikin Fadzil
MCORNE16	Secondary CNS Lymphoma Related Ventriculitis Barbara Kuok Li Lian(Hospital Tuanku Jaafar)
MCORNE17	Unilateral Abducens Nerve (CN VI) Palsy As Clinical Manifestation Of Intracranial Hypotension Hafizah Mahayidin(Hospital Queen Elizabeth)
MCORNE18	Brain Abscess Associated With Tetralogy Of Fallot: A Case Report Zyra Joie J. Del Rosario (Ospital Ng Makati), Ron C. Pilotin
MCORNE19	Dural Sinus Malformation In An Adult Christina Suzain Zarina Mosiun (Sultan Ahmad Shah Medical Centre), Radhiana H
MCORNE20	Pituitary Apoplexy - A Rare Endocrine Emergency Amirun Safwan Ahmad Shukri (Hospital Sultan Abdul Aziz Shah), Ahmad Sobri Muda,Ezamin Abdul Rahim

FREE PAPER POSTER PRESENTATION

Chest Imaging

Poster ID	PRESENTATION TITLE & AUTHOR
MCORCH01	Comparative Study Of CT & MRI In Evaluation Of Airspaces Diseases Of Lung Rajul Rastogi (Teerthanker Mahaveer Medical College & Research Center), Vivek Bhandari
MCORCH02	Mycotic Giant Coronary Artery Aneurysm: An Incidental Findings In Conventional CT Thorax Of Pulmonary Tuberculosis Nor Fauziah Muhamad Handar(Hospital Putrajaya)
MCORCH03	Delayed Cement Pulmonary Embolism Chen Li(Peking Union Medical College Hospital), Sun Hao
MCORCH04	An Unexpected Cause Of Blood Pressure Discrepancy: Subclavian Steal Phenomenon Secondary To A Rare Variant Of Vascular Anatomy Tasneem 'Aini Ahmad Rushdan (University Putra Malaysia), Shamina Mohamed Shahabar
MCORCH05	Dendritic Pulmonary Ossification: Report Of A Case Of Incidental Finding On High Resolution Computed Tomography (HRCT) Thorax Tan Khong Woon (Hospital Tuanku Ja'afar), Shobhana Sivandan
MCORCH06	A Challenging Case Of Pulmonary Angiosarcoma: A Case Report Nurain Mahfar(KPJ University College)

Breast Imaging

Poster ID	PRESENTATION TITLE & AUTHOR
MCORBRO1	Synchronous Bilateral Breast Carcinoma With Discordant Histology Nur Shahida Wahab (Sultan Ahmad Shah Medical Centre (SASMEC)), Radhiana Hassan

FREE PAPER POSTER PRESENTATION

Musculoskeletal

Poster ID	PRESENTATION TITLE & AUTHOR
MCORMK01	A Rare Case Of Melioidotic Calcaneal Osteomyelitis: MRI Interesting Illustrative Findings. Mohd Hazeman Zakaria (Hospital Sultan Abdul Aziz Shah), Idris Ibrahim
MCORMK02	Isolated Distal Gracilis Muscle Strain: A Case Report Fathin Naasiha Omar (Hospital Sultan Abdul Aziz Shah)
MCORMK03	Crossed Doubled Patellar Tendon: Potentially Treacherous Anatomical Variant Kenneth Sheah (Orthopaedic And Hand MRI Pte Ltd), Shahlinawati Sahabuddin
MCORMK04	A Rare Case Of Extraskeletal Ewing Sarcoma In A Teenage Boy Theebashinii Raj (Hospital Kajang), Shahlinawati Sahabuddin
MCORMK05	Difference In Forearm Compared To Lumbar Spine And Hip For Bone Mineral Density In Postmenopausal Women At Sultan Ahmad Shah Medical Centre @IIUM, Kuantan Mohamad Aizuddin Mohd Nasri (Hospital Sultan Ismail), Siti Kamariah Che Mohamed, Edre Mohammad Aidid, Nik Alyani Nik Abdul Adel
MCORMK06	Unusual Location Of Giant Cell Tumor Of Tendon Sheath - The Toe Fathimath Nashwa (University Sains Malaysia)
MCORMK07	Isolated Vastus Intermedius Injury - A Rare Knee Extensor Injury Idris Ibrahim (Universiti Putra Malaysia), Muhammad Nur Taufik Abd Latiff, Mohd Hazeman Zakaria
MCORMK08	Diagnostic Efficacy Of 3 D TSE MRI Versus 2 D TSE MRI Of The Knee At 3 Tesla In The Detection Of Anterior Cruciate Ligament Injury With Arthroscopy As Reference Suraini Mohamad Saini (Universiti Putra Malaysia), Mohd Khalisan Muslim, Idris Ibrahim, Norafida Bahari
MCORMK09	A Rare Case Of Left Foot Tophaceous Pseudogout Mimicking Soft Tissue Tumour Nur Atifah Mohd Naim (Hospital Universiti Sains Malaysia), Fattah Rahiman Ghazali
MCORMK10	Back Pain And Mri Abnormalities In The Lumbar Spine Of Athletes Compared To The Non Athletes In Upm. A Cross Sectional Study Suraini Mohamad Saini (Universiti Putra Malaysia), Fuaza Izzati Bosro, Idris Ibrahim, Norafida Bahari
MCORMK11	Case Report: Lady With Opioid Abuse Due To The Unexpected Culprit Nik Mohamed Firdaus Nik Mohamed Kamal (Hospital Universiti Sains Malaysia), Ahmad Aizuddin Mohd Jamali, Nasibah Mohd

FREE PAPER POSTER PRESENTATION

Head and Neck

Poster ID	PRESENTATION TITLE & AUTHOR
MCORHN01	Acute Necrotising Encephalopathy (ANEC) Associated With Covid 19 Infection Noor Aida Mat Daud (Hospital Sungai Buloh), Nordiana Ab Manan
MCORHN02	Oropharyngeal Teratoma-A Case Of Rare Congenital Malformation With Atypical CT Findings Mohamad Irfan Mohd Zamri (Hospital Universiti Sains Malaysia), Chandran Nadarajan, Nor Adibah Razali, Mohd Nazir Othman, Hashimah Ismail, Murni Hartini Jais
MCORHN03	Nasal Type Extranodal Natural Killer/T Cell Lymphoma: A Case Report Stephanie Chan Li Yu (Hospital Sultan Ismail), Seah Shiao Chin
MCORHN04	Necrotizing Epiglottitis : A Case Report Of A Silent Life Threatening Event Shazatul Ezanni Samsudin (Hospital Queen Elizabeth 1), Hafizah Mahayidin, Felcie Fay
MCORHN05	Inflammatory Pseudotumor In The Parapharyngeal Space - " A Diagnosis Of Exclusion Mohammad Azlan Raiman (Hospital Canselor Tuanku Muhriz)
MCORHN06	Metastatic Thyroid Carcinoma Mimicking Branchial Cleft Cyst Saiful Amri Mat Rasid (Hospital Universiti Sains Malaysia), Khairil Amir Sayuti, Laila Mastura Ahmad Apandi, Hasyima Abu Hassan
MCORHN07	A Case Series Of Primary Extranodal Lymphoma Of The Maxillary Sinus And Fossa Of Rosenmuller Nur Liyana Mohamed Mustafa (Hospital Sultan Abdul Aziz Shah)
MCORHN08	Incidental Findings Of Paravertebral Abscess Complicated With Cervical Spinal Epidural Abscess Lim Garry (Hospital Putrajaya)
MCORHN09	Dish-Phagia And Dish-Pnea Zyra Joie J. Del Rosario (Hospital Ng Makati), John Cedric Cabili, Monalisa Callores Ruben
MCORHN10	Tongue Glial Choristoma Causing Respiratory Distress In A Paediatric Patient: A Rare - Presentation Masiyati Jamil (Hospital Melaka), Fadzrie Azim
MCORHN11	External Carotid Artery Pseudoaneurysm With Arteriovenous Fistula : A Rare Complication Of Penetrating Stab Injury Nur 'Adlena Azham (Hospital Kajang)
MCORHN12	Spontaneous Thyroid Nodule Haemorrhage Causing Local Mass Effect: A Case Report Tan Yew Chong (Hospital Putrajaya), Syarifah Muna Izzati Sayed Abul Khair
MCORHN13	Benign Brachial Plexus Schwannoma In Supraclavicular Region Mimicking A Necrotic Lymph Node Saw Ping Wei(Hospital Universiti Sains Malaysia), Wan Irnawati Wan Ab Rahman, Noor Khairiah A. Karim, Khairul Shakir Ab Rahman
MCORHN14	Life Threatening Cervical Necrotizing Fasciitis: A Case Report Ng Hui Rou (University Malaya Medical Center)
MCORHN15	Olfactory Neuroblastoma: A Rare Malignant Tumour With Atypical Presentation Lim Ru Woei(National University Of Malaysia), Chai Jia Ning , Lee Chung Yuen

FREE PAPER POSTER PRESENTATION

Emergency

Poster ID	PRESENTATION TITLE & AUTHOR
MCOREM01	Role Of Trauma Whole Body CT Scan: Selayang Trauma Alert Diagnostic (STAD) Protocol In Establishing Direction Of Care For Major Trauma Patients Muhammad Fathullah Nordin (Hospital Selayang) , Hanim Mohd Taha
MCOREM02	Torsion Of Undescended Testis In Adulthood: A Rare Case May Foo Tse Ling (Universiti Sains Malaysia)
MCOREM03	Dieulafoy Lesions In Lower Gastrointestine: A Rare Occurrence And Lesser -Known CT Characterization Liew Chuan He (Hospital Sultan Ismail) , Azua Mohd Khairy, Henry Tan Chor Lip
MCOREM04	Ruptured Arachnoid Cyst With Stroke Like Symptoms Nor Fauziah Muhamad Handar (Hospital Putrajaya)
MCOREM05	Developmental Venous Anomaly (DVA): One Of The Mimics Of Cerebral Venous Thrombosis. Nor Fauziah Muhamad Handar (Hospital Putrajaya)
MCOREM06	Small Bowel Obstruction: What To Look For Chaja Warda (Mohamed VI University Hospital) , Nizar Mennis, Ayoub El Hajjami, Badr Boutakioute, Meryem Ouali El Idrisse, Najat Cherif Idrissi El Ganouni
MCOREM07	Myocardial Infarction Secondary To Penetrating Chest Injury Caused By Failed Airbag For Deployment Suraini Mohamad Saini (Universiti Putra Malaysia) , Idris Ibrahim, Norafida Bahari
MCOREM08	An Uncommon Case Of Upper Gastrointestinal Obstruction: Superior Mesenteric Artery Syndrome Amyny Aisha Che Musa (Hospital Universiti Sains Malaysia) , Mohd Ezane Aziz, Juhara Haron
MCOREM09	Adolescent Hirschsprung's Disease Presenting As Sigmoid Volvulus: A Case Report Delicia L. Langi (Hasanuddin Medical University) , Bachtiar Murtala Sp.Rad (K), Rafika Rauf Sp. Rad (K), Eny Sanre Sp.

Interventional Radiology

Poster ID	PRESENTATION TITLE & AUTHOR
MCORIR01	Inferior Vena Cava Filter Placement In Duplicated Inferior Vena Cava : A Case Report Ghayathiri Pariteppan (Hospital Canselor Tuanku Muhriz)
MCORIR02	Modified Advance Technique Of Inferior Vena Cava Filter Retrieval: Endoscopic Forcep Assisted With Snaring Device Suhaimi Arsad (Hospital University Science Malaysia)
MCORIR03	On Table Ruptured Of Brachiocephalic Artery Pseudoaneurysm Abdul Hadi Shamsul Bahrin (Hospital Universiti Sains Malaysia)
MCORIR04	The Importance Of Multimodality Imaging In Diagnosing And Managing Mycotic Pseudoaneurysm Rizman Mohamad (University Malaya Medical Center) , Ng Wei Lin, Ahmad Rafizi Hariz Ramli
MCORIR05	Open Removal Fractured Catheter As An Alternative Method – A Case Report Muhammad Kamil Eddy Warman (Universiti Sains Malaysia) , Nur Asma Sapiai
MCORIR06	Association Of Clinical And Radiological Factors With The Outcomes Of Central Venoplasty Among End Othman Puteh (Hospital Universiti Sains Malaysia) , Mohd Shafie Abdullah, Chandran Nadarajan, Nasibah Mohamad, Mohd Hafizudin Husin, Mohd Bazli Yusof
MCORIR07	Spontaneous Duodenal Fistula Complicating Acute Necrotizing Pancreatitis, Diagnosed By Fluoroscopy Guided Percutaneous Drainage. Nurnawwar Ramalan (Sultan Ahmad Shah Medical Centre (SASMEC))
MCORIR08	Pseudoaneurysms Post Central Catheter Insertion : Imaging Findings With Angiographic Correlation Ch'ng Li Shyan (Universiti Teknologi Mara) , Nasuha Mohd Khairunjauhari, Anis Shafina Mahfudz
MCORIR09	Palliative Embolization In Buccal Rhabdomyosarcoma Fredy Laisto Panusunan Tambunan (Padjajaran University)
MCORIR10	Fish Bone Injury Causing Traumatic Arteriovenous Fistula, Successfully Treated With Embolization Ahmad Khairulnaim Ahmad Kabir (KPJ Ampang Puteri) , Syafiq Ariza Amourisva

FREE PAPER POSTER PRESENTATION

Medical Physics

Poster ID	PRESENTATION TITLE & AUTHOR
MCORMP01	Postmortem Radiographs (PMXR) And Computed Tomography (PMCT): What We Should Know? Chin Shi Jie (Hospital Canselor Tuanku Muhriz)
MCORMP02	Mechanical And Imaging Properties Of Clinical Grade Kidney Phantom Based On Polydimethylsiloxane And Elastomer Izdihar Kamal (KPJ Healthcare University College), Muhammad Khalis Karim, Syamsiah Mashohor , Nur Atiqah Zaaba

Molecular Imaging

Poster ID	PRESENTATION TITLE & AUTHOR
MCORMI01	A Rare Case Of FDG Avid Benign Metastasizing Leiomyoma With Skeletal Metastases Mohd Shafiq Mohd Azman (University Malaya Medical Center)
MCORMI02	Contemporary Review Of Staging PET-CT Scan And Lesional Fluorodeoxyglucose Uptake Of Histology Proven Newly Diagnosed Non Small Cell Lung Cancer Ahmad Zaid Zainal (Hospital Kuala Lumpur)

Oncology

Poster ID	PRESENTATION TITLE & AUTHOR
MCORON01	The Role Of 18-F-Fluoro-2-deoxy-D-glucose Positron Emission Tomography/Computed Tomography In Assessing Bone Marrow Involvement In Patients With Lymphoma Kumail Khandwala (Aga Khan University), Zafar Sajjad, Maseeh Uz Zaman
MCORON02	Vision Loss An Unusual Presentation Of Lung Carcinoma Akshat Agrawal (Medica Superspeciality Hospital), Ananya Agrawal, Ejaz Bari
MCORON03	Follicular Thyroid Carcinoma Presenting With Frontal Bone Metastases Nor Shela Sayonor (Hospital Tuanku Ampuan Najihah), Nurulhuda Abd Latif, Zurina Abdul Wahab
MCORON04	Imaging Of Gastrointestinal Stromal Tumors Chaja Warda (Mohamed VI University Hospital), Ayoub El Hajjami, Badr Boutakioute , Meryem Ouali El Idrissi , Najat Cherif
MCORON05	Rare Gynaecological Tract Metastasis And FDG Pet CT Assessment - A Case Report Ahmad Zaid Zainal (Hospital Kuala Lumpur)

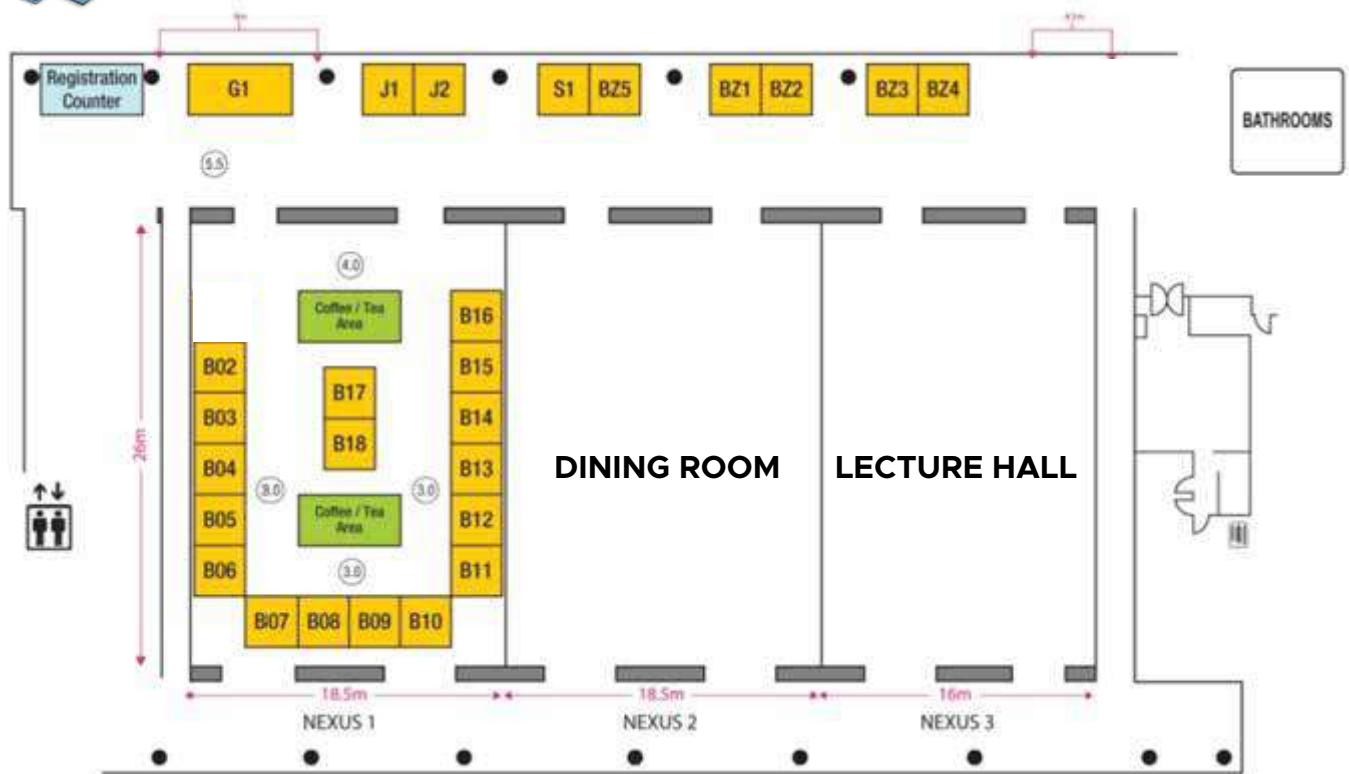
FREE PAPER POSTER PRESENTATION

Paediatrics

Poster ID	PRESENTATION TITLE & AUTHOR
MCORPR01	Pass The Torch: A Case Of A Probable Maternofetal Cytomegalovirus Infection In Utero Zyra Joie J. Del Rosario (Ospital Ng Makati)
MCORPR02	Retinoblastoma: Large Suprasellar Mass Presenting CNS Metastasis Zan Zulianie Ismail (Hospital Universiti Sains Malaysia), Ahmad Hadif Zaidin Samsudin
MCORPR03	Ethmoid Sinus Langerhans Cell Histiocytosis Mimicking Fibrous Dysplasia Muhammad Hazim Azizul (Hospital Canselor Tuanku Muhriz)
MCORPR04	Long Segment Ileo Colic Intussusception With A Pathological Lead Point Along With Intestinal Malrotation In An Infant A Rare Case Report Tan Ying Xiu (Hospital Canselor Tuanku Muhriz), Siti Hafeezah Ramli
MCORPR05	A Single Pathology With Double Fatal Sequelae: A Case Of Orbital Abscess Causing Cavernous Sinus Thrombosis And Internal Carotid Artery Mycotic Pseudoaneurysm Divann Esvaran (Hospital Tunku Azizah), Ganeshwara Durai Raja Lungam
MCORPR06	A Rare Case Of Spontaneous Neonatal Splenic Haemorrhage Noor Khairiah Kamaludin (International Islamic University Malaysia), Rajeev Shamsuddin Perisamy
MCORPR07	Pulmonary Anaplastic Large Cell Lymphoma Mimicking Necrotizing Pneumonia Yeat Chia Ming (Hospital Tunku Azizah), Siah Hui Hui, Marina Sophianna Marzukie, Che Zubaidah Che Daud, Mohd Yusran Othman, Teh Kok Hoi
MCORPR08	Meandering Pulmonary Vein: An Unthinkable Mimicker Mohamad Sufian Mohamed Burhan (Hospital Canselor Tuanku Muhriz), Che Zubaidah, Ha Latiff
MCORPR09	Sudden Death Of A Teenager With Untreated Tetralogy Of Fallot: Postmortem Computed Tomography And Autopsy Findings Leong Ming Hui (Hospital Kuala Lumpur)
MCORPR10	Acute Myeloid Leukemia In A Down Syndrome Infant Presented With Multifocal Osteomyelitis Of The Long Bones Khadhratun Nadiyah Muhamad Pauzi (Hospital Canselor Tuanku Muhriz), Nur Aishah Mohyini, Che Zubaidah Che Daud, Rozman Zakaria
MCORPR11	A Rare Case Of Unexpected Aortopulmonary Window Defect Mohamad Sufian Mohamed Burhan (Hospital Canselor Tuanku Muhriz), Adi Afiq, Erica Yee Hing @ Wong
MCORPR12	Bilateral Nephromegaly As Initial Acute Leukaemia Infiltration Manifestation Marfiza Aluwie (Hospital Sultan Haji Ahmad Shah), Rusli Sulaiman, Khairina Adliah Kamal Ariffin
MCORPR13	A Rare Imaging Presentation Of Paediatric Hepatobiliary Langerhans' Cell Histiocytosis (LCH) Cheng Quo Liang (Hospital Tunku Azizah), Ng Chee Guan, Che Zubaidah Che Daud, Teh Kok Hoi, Mohd Yusran Bin Othman, Siah Hui Hui
MCORPR14	A Rare Presentation Of Spinal Epidural Burkitt's Lymphoma In Childhood : A Case Report Nurnawwar Ramalan (Hospital Tuanku Ampuan Afzan), Kavita Sugumaran
MCORPR15	Multiple Hereditary Exostosis In 14 Years Old Male I Gusti Bagus Oka Wijaya (Hasanuddin University), Rafikah Rauf, Sp.Rad(k), Eny Sanre, Sp.Rad(k), Dario A. Nelwan, Sp.Rad(k)
MCORPR16	A Rare Cause Of Pneumoperitoneum In A One Year Old Child Priyanka Chandrasakaran Pillay (Hospital Kajang), Shamina Mohamed Shahabar
MCORPR17	13 Months Old Female Infant With Type IV Of Caudal Regression Syndrome Arizal (Hasanuddin University), Rafikah Rauf, M.Kes, Sp.Rad (K), Eny Sanre, M.Kes, Sp.Rad (K), Dario Nelwan, Sp.Rad (K)
MCORPR18	Unusual Radiological Presentation Of Anti-NMDA Receptor Encephalitis In A 4 Year Old Boy Kumail Khandwala (Aga Khan University), Kiran Hilal, Naila Nadeem, Waseem Akhtar Mirza
MCORPR19	Recurrent Neck Swelling In A Child Due To Thyroid Abscess: A Case Report Muhammad Ismin Hazim Ismail (Sultan Ahmad Shah Medical Centre (SASMEC))
MCORPR20	Bacillus Cereus Meningoencephalitis In A Preterm Neonate: Ultrasound Findings Murni Najwa Mior Mazlan (Hospital Ampang)
MCORPR21	Rare Occurrence Of Jejunal Web Seen On Ultrasound Cheah Lyn Maye (Hospital Pulau Pinang), Ang Lee Nah, Muniswaran Nadesin, Nurul Akhmar Omar
MCORPR22	Out Of Bounds: A Rare Case Of Transverse Testicular Ectopia In An 11 Month Old Patricia Jarmin Lopez Pua (St. Luke's Medical Center)



Booth Layout



G1	EIZO APAC
J1	Toyo Adtec
J2	Medi-Diagnostic Solutions
S1	Nanjing Jusha Display Technology
BZ1 - BZ2	GE Healthcare
BZ3	Bayer
BZ4	Philips
BZ5	LAC Medical Supplies
B02	Technorad
B03	MedSynapse
B04	Canon Medical Systems
B05	Beijing Wandong Medical Technology
B06	Fujifilm
B07	Siemens Healthcare
B08	Abex Medical System
B09	Vuno
B10	EV Dynamic
B11	Medavis
B12	Delta Medisains
B13	Magna Health Solutions
B14	Lunit
B15	Eikon Medical Solutions
B16	Medical Protection Society
B17	Infinity Medical
B18	Wellesta Healthcare


Thank you

for your support

Gold Sponsors



Jade Sponsors



Silver Sponsor



Bronze Sponsors



Sponsors



Sponsored Symposiums
Supported by:



Masterclasses
Supported by:



COR Dato' Samad Quiz Sponsor



Education Grant Sponsor





21st - 23rd July 2023

Connexion Conference & Event Centre Kuala Lumpur

Theme
Intertwining Foundation With Innovation

Jointly Organised by:



FRIDAY, 21st JULY 2023 0830HRS - 1100HRS

MCOR 2023

MASTERCLASS: ULTRASOUND - DOPPLER

Unlock the secrets of Doppler and learn new skills in ultrasound. This masterclass offers an immersive learning experience with teaching on advanced techniques and hands-on training on real life patients! Explore the colourful intricacies of blood flow interpretation and refine your diagnostic abilities.

Led by experts in the field and utilising state of the art ultrasound machines, this masterclass will boost your expertise and confidence in Doppler ultrasound.

Outline

- In-depth Doppler Techniques
- Live Demonstration (Varicose veins)
- Hands-on Practice sessions (Renal and Carotid arteries)
- Learn / Improve Doppler skills
- Interactive discussions

Target:

Radiologists, Radiology trainees & Radiographers/ Sonographers

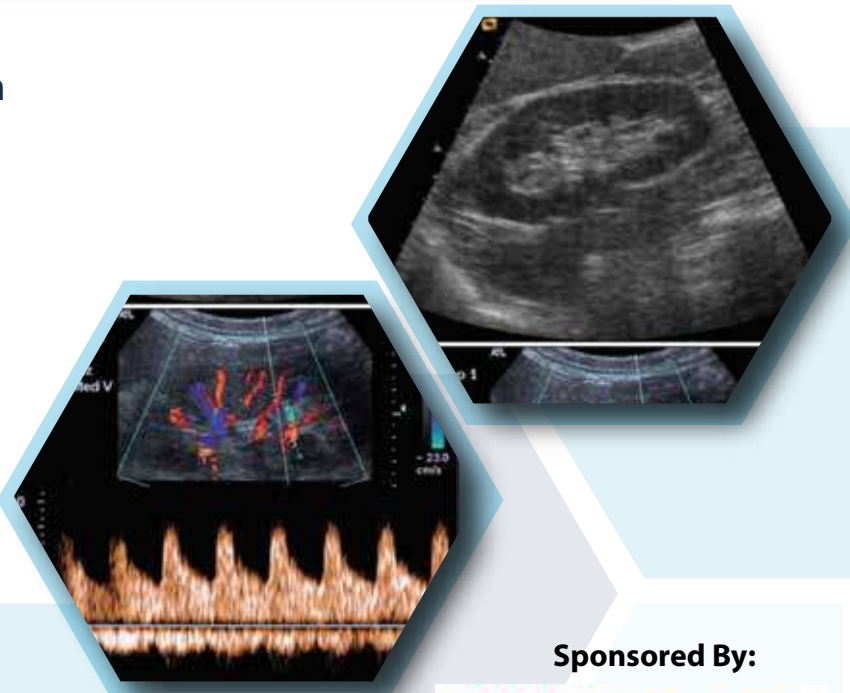
Lecture

Prof Dr Anushya Vijayanathan

Professor and Consultant Clinical Radiologist
Department of Biomedical Imaging
University of Malaya

Facilitators:

- Nurul Ain Ambiak
- Siti Zuraida Ibrahim
- Norhana Mohd Noor
- Mohd Aizad Mohd Yusuf
- Muhammad Aizad Mohd Zaid
- Nurashima Mohd Azmy
- Jaysutha Marimuthoo



Sponsored By:

Canon
CANON MEDICAL

PHILIPS

MCOR 2023: Practical A.I.



Speaker

Dr Git Kim Ann

Consultant Radiologist &
Certified Imaging
Informatics Professional
Pantai Hospital Kuala Lumpur

As A.I. solutions work their way into daily radiological practice, have you ever found yourself wishing you knew more about deep learning, neural networks, big data, and AI training?

Join us in our first Practical A.I. Workshop where we will cover the technical aspects of deep learning in radiology, and where you will have the chance to develop your very own A.I. model.

Outline:

- Basics of A.I. Development
- CNNPlay: Hands-on with high-level concepts
- Google Colab: Hands-on with Python
- Advanced A.I. Development

Target:

All radiology personnel who are interested to get a deeper technical understanding of A.I.

Workshop Preparation:

- Prepare a Google Account (make sure you remember your login credentials)
- Bring a laptop with any modern browser (Chrome, Edge, Firefox)

This workshop is for registered MCOR 2023 delegates **only**. Login to your user dashboard to claim the masterclass!

www.malaysiancongressofradiology.com

Sponsored By:





21st - 23rd July 2023

Connexion Conference & Event Centre Kuala Lumpur

Theme
Intertwining Foundation With Innovation

Jointly Organised by



MCOR 2023: CEDM MASTERCLASS

FRIDAY , 21st JULY 2023 1430HRS - 1700HRS

Contrast-enhanced mammography (CEM) is becoming a widely adopted modality in breast imaging over the past few decades and exponentially so over the last few years, with strong evidence of high diagnostic performance in cancer detection. In recent years it is rapidly gaining in popularity in Malaysia and Dr Maninderpal Kaur is Malaysia's foremost expert on this modality.

In this interactive masterclass you will understand the what, how, why and when of CEM. You will learn all relevant technical basics of CEM. You will familiarize yourself with CEM in clinical examples. You will acquire practically relevant knowledge for your practice in interactive discussions. You will train your CEM skills during interactive case readings.

**Target:
Radiologists,
Medical Officers, Fellows, Radiographers,
and all medical professionals involved in
Breast Cancer Care**

Workshop Programme

1430HRS - 1515HRS

Presentation:

Basic Physics, How To Perform a CEDM, Artifacts, Clinical Indications and Limitations of CEM.

1515HRS - 1645HRS

Interactive Hands-on Image Assessment & Discussion

Facilitation and guided tour by Dr Maninderpal Kaur and the faculty of clinical case sets which include Contrast Mammography. Group discussion and interaction is encouraged and expected on the 2D and 3D findings for each case with attention to workflow and recommended order for reviewing clinical images (2D-3D-CEM) for best practice and understanding of value and impact for CEM.

Attendees will have their own Mammography reporting workstations to view and assess the images, ahead of discussion and Q&A time. Additional modality imaging, such as U/S and MRI will accompany the Mammography and Contrast Mammography clinical cases as appropriate to help clarify the how, when and why for CEM and to expand the learning experience for the attendees.

1645HRS -1700HRS:

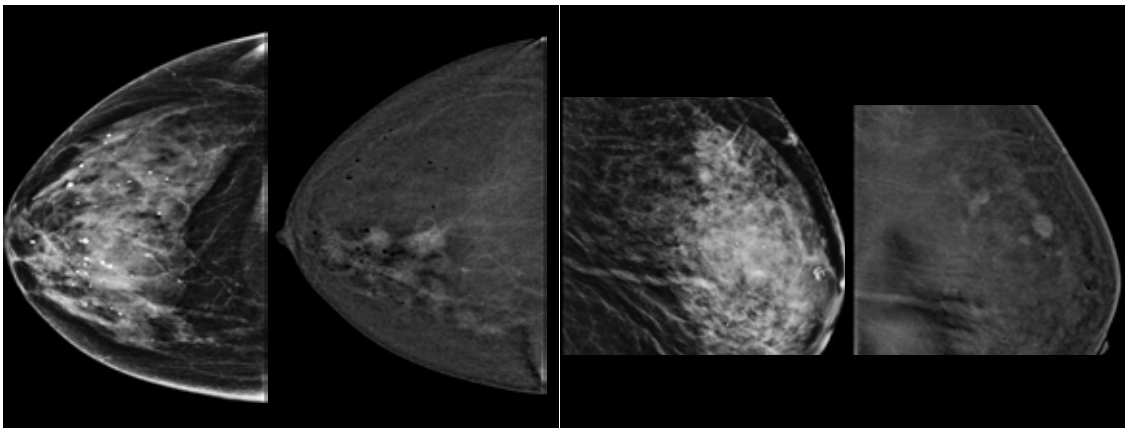
Q&A Session



Facilitator

Dr Maninderpal Kaur

Consultant Radiologist and
Head of Mammography Unit,
Kuala Lumpur Hospital.



Sponsored By:





MASTERCLASS

CT/MRI Optimisation through AI and Deep Learning

- Time: 2.30-5pm
 - Date: Friday, 21 July 2023
 - Location: Hall C
- Limited slots available!*



Lim Chun Jek, MMedSc (Mal)
Regional Clinical Modality Leader,
Magnetic Resonance Imaging,
GE HealthCare Southeast Asia



Thomson Yap
MRI Application Specialist,
Malaysia & Singapore,
GE HealthCare



Sundar, RK
Clinical Applications Leader,
GE HealthCare ASEAN,
Korea, ANZ



Sooriakala Apparao
Applications Consultant -
Healthcare Digital, ASEAN,
GE HealthCare

Speaker	Topic
Lim Chun Jek	<ul style="list-style-type: none"> Utilizing Zero TE for Cortical bone MR imaging Optimizing protocols and parameters for deep learning reconstruction Recognizing and understanding the MR imaging artifacts
Thomson Yap	
Sundar, RK	<ul style="list-style-type: none"> Balancing between dose and Image Quality in CT Dual Energy Spectral CT – a primer
Sooriakala Apparao	Establishing Futureproof Healthcare system with next generation cloud-based PACS solutions

Visit our booth at BZ1 & BZ2 to learn about our technology and redeem a free coffee!



GE HealthCare



MASTERCLASS

AI Breast

AI vs Human Challenge

PRIZES TO BE WON!

- 🕒 Time: 2.30-5pm
 - 📅 Date: Friday, 21 July 2023
 - 📍 Location: Hall D
- Limited slots available!*



Chad McClennan
President and CEO,
Koios Medical, Inc.



Dr Rameysh Danovani
Medical Director & Consultant Radiologist,
Specialist Women's Imaging Clinic



Kym Sor
Senior Principal Radiographer,
Specialist Women's Imaging (SWI)

Speaker	Topic
Chad McClennan	Precision Diagnostic Ultrasound, In Less Time, Using AI Enabled Decision Support
Dr Rameysh Danovani	Implementing KOIOS in Breast Ultrasound Workflow
Kym Sor	Gaining Confidence When Scanning Complicated Breast Ultrasound - Sonographer Workflow Live Hands-on

Visit our booth at BZ1 & BZ2 to learn about our technology and redeem a free coffee!

SATURDAY, 22nd JULY 2023 0830HRS - 1230HRS

MASTERCLASS: MUSCULOSKELETAL ULTRASOUND

Radiologists attending this musculoskeletal ultrasound workshop can expect a comprehensive learning experience focused on enhancing their skills and knowledge in musculoskeletal ultrasound imaging. It will include the following components:

- Participants can expect practical sessions where they will have the opportunity to practice ultrasound techniques on various musculoskeletal structures, such as joints, tendons, ligaments, and muscles. This hands-on training helps develop proficiency in image acquisition and interpretation.
- This workshop will involve detailed anatomical reviews, focusing on relevant musculoskeletal structures. This helps radiologists understand the ultrasound appearance of different tissues and their spatial relationships, enabling accurate interpretation of ultrasound images.
- Participants will learn to interpret musculoskeletal ultrasound images and identify normal and abnormal findings in order to enhance radiologists' diagnostic skills and confidence in identifying pathology.

Overall, this workshop offers radiologists an immersive learning experience, combining theoretical knowledge, practical training, and the opportunity to interact with experts in the field. It aims to enhance their skills and competence in musculoskeletal ultrasound, ultimately benefiting patient care.

Moderator

Dr Erin Shazrin M Ramly

Clinical Radiologist
Hospital Kuala Lumpur.

Speaker

Prof Dr James F. Griffith

Professor and Chairman
Department of Imaging & Interventional Radiology,
The Chinese University of Hong Kong



Target:
Radiology Trainees
and General Radiologists
with a keen interest in
Musculoskeletal
Imaging

Sponsored By:

PHILIPS



**UNITED
IMAGING** 

IMAGING FOR CANCER: FROM BASIC TO ADVANCE



SPEAKER

DR. AJIT S. SHINTO

Lead Consultant
Nuclear Medicine and Theranostics
Bharath Hospital & Mar Sleeva Hospital Kottayam

22nd
July **2023**

11AM - 12 PM

VENUE | HALL B - CONNEXION CONFERENCE & EVENT CENTRE



MRI CONTRAST: PURITY MATTERS

2023
JUL 22

12:00 PM - 01:00 PM

Venue

Connexion Conference and Event Centre, Level 3A, Spectrum Room

SPEAKER



Jini Park

Clinical Application Specialist,
Guerbet Asia Pacific,
South Korea

SCAN TO KNOW MORE



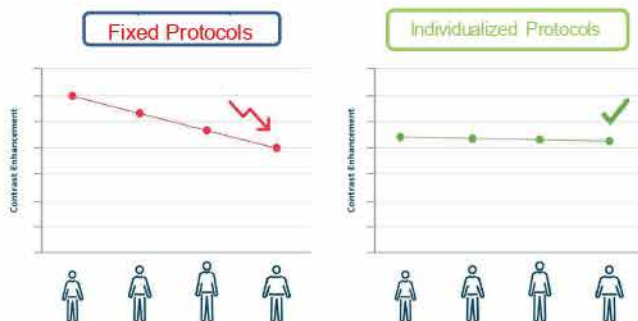
Guerbet | 



Smart Protocols. Because Every Body Is Different.

Bringing Injection Protocol Personalization to Clinical Routine

Every day, a diverse patient population presents unique imaging challenges. It is well accepted that contrast enhancement decreases with increasing patient size and that individualized protocols can lead to more consistent images.^{1,2,3,4}



Symposium

Bayer Scientific Symposium

Date : 22nd July 2023, Saturday

Time : 14:30 – 15:30

Venue : Hall B, Spectrum, Conference & Event Centre

Agenda

14:30 – 14:55 Customized Weight based Volume Contrast Media Protocol⁵
by Dr. Nadia Fareeda, Senior Radiologist, UMMC

14:55 – 15:20 Weight based Dosing with Smart Protocols
by Mr. Tony Ong, APAC Clinical Application Manager, Bayer AG

15:20 – 15:30 Q&A

Literature:

- Mihl C et al. Evaluation of individually body weight adapted contrast media injection in coronary CT-angiography. Eur J Radiol. 2016;85(4):830-6. doi: <https://doi.org/10.1016/j.ejrad.2015.12.031>
- Martens B et al. Individually Body Weight-Adapted Contrast Media Application in Computed Tomography Imaging of the Liver at 90 kVp. Invest Radiol. 2019;54(3):177-182. doi: <https://doi.org/10.1097/rli.0000000000000525>.
- Hendriks BMF et al. Individually tailored contrast enhancement in CT pulmonary angiography. Br J Radiol. 2016;89(1061):20150850. doi: <https://doi.org/10.1259/bjr.20150850>
- Seifarth H et al. Introduction of an individually optimized protocol for the injection of contrast medium for coronary CT angiography. Eur Radiol. 2009;19(10):2373-82. doi: <https://doi.org/10.1007/s00330-009-1421-7>
- Yap LP, Wong JH, Gowdh NF, Ng WL, Chung E, Etrajulu RC, Foo SA, Vijayanathan A, Sani FM. Customized weight-based volume contrast media protocol in CT of chest, abdomen and pelvis examination. Journal of Medical Imaging and Radiation Sciences. 2021 Jun 1;52(2):257-64.



Bayer Co.(Malaysia) Sdn Bhd
No. 8 Jalan SS21/37, Damansara Uptown,
Unit 25-03 & 25-04, Level 25 Imazium
47400 Petaling Jaya, Selangor Darul Ehsan.
Tel: +6 03 7801 3088 | Fax: +6 03 7733 9272

Lunit Sponsored Session

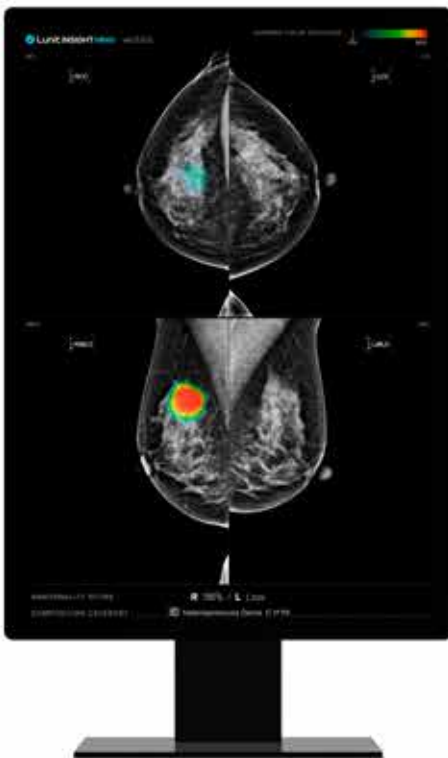
Clinical Applications and Implementation of AI in Mammography: A Personal Experience

SPEAKER



**Associate Professor
Dr. Nazimah Ab Mumin**

Medical Lecturer & Clinical Radiologist
Department of Radiology, Faculty of Medicine
Universiti Teknologi MARA



Key Takeaways

- Applications of AI in daily workflow
- Clinical evidence of AI in breast imaging
- Performance of AI in varying breast densities
- Sharing actual use cases of AI

Don't miss the chance to try Lunit's world-leading AI solutions at our booth!

Jointly Organised by:



A large, stylized graphic of the acronym 'MCOOR 2023'. The letters are in a blue-to-green gradient. The 'O' is replaced by a circular graphic with a person's silhouette. The background features a traditional Islamic geometric pattern in blue and green, overlaid with a circuit board pattern. The year '2023' is positioned to the right of the 'O'.

Theme: **Intertwining Foundation With Innovation**

Malaysian Congress of Radiology 2023 Congress Secretariat
c/o



Medical Conference Partners

9, Jalan 9/3, Section 9, 46000 Petaling Jaya, Selangor.

Tel: +6014 923 6018

Email: secretariat@malaysiancongressofradiology.com